

Factsheet as of 30 September 2025

IMPORTANT INVESTMENT NOTES: This factsheet provides information, not personal advice, about this investment. If you are in doubt about whether this investment is suitable for you, you should seek personal financial advice.

Unlike cash, stock market-based investments are not guaranteed and fall in value as well as rise, we therefore believe you should only invest for the long term (5+ years). Ultimately you could get back less than you invest.

Launch date	15 December 2021
Fund size*	£2.12 Billion
No. of holdings	16
ISIN	GB00BL6L0369
IA Sector	IA Volatility Managed
Comparator Benchmark	IA Mixed Investment 40-85% Shares
Pricing frequency	Daily
Valuation point	22:30
Income treatment	Accumulation
OCF	0.10%

*Source: Lipper, correct as of 30 September 2025.

CHOICE OF BENCHMARK EXPLAINED

The fund doesn't aim to beat or replicate the performance of a benchmark. Investors are invited to compare the fund's performance to the IA sector stated, which is a reference point for the average performance of funds with a similar investment mix.

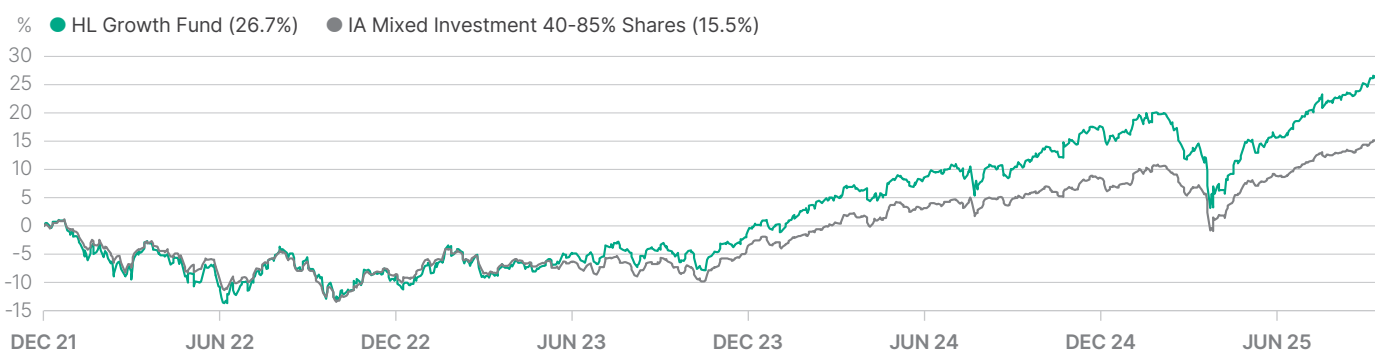
OBJECTIVE

The Fund aims to grow your investment over any 10-year period. The Fund also aims to maintain a level of risk ranging between 80% and 90% of the global stock market's volatility, as represented by the MSCI All Countries World Index (GBP Total Return, Net). The Fund's volatility is assessed at least monthly on a forward-looking basis but may not remain within the risk range. It could be higher or lower, for example during extreme market conditions.

SUSTAINABLE INVESTMENT APPROACH

Sustainable investment labels help investors find products that have a specific sustainability goal. The HL Growth Fund doesn't meet the requirements of any of the four label categories so this product does not have a UK sustainable investment label. The Fund has a financial objective to deliver risk-adjusted returns to investors. The Fund doesn't have a sustainability objective, however it does incorporate certain sustainability characteristics which can be found [here](#).

PERFORMANCE SINCE LAUNCH*



Past performance is not a guide to future returns.

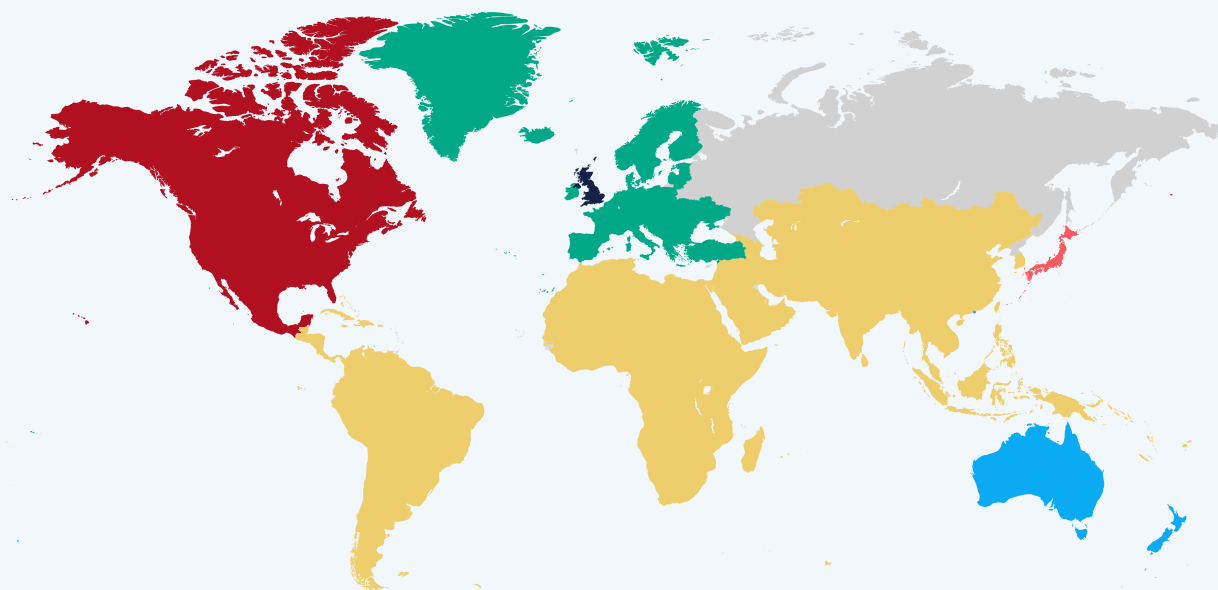
	3 Months	1 Year	3 Years	5 Years	Since Launch*
HL Growth Fund	8.0%	13.3%	43.3%	N/A	26.7%
Comparator	5.3%	9.4%	31.0%	37.7%	15.5%
	Sep 20 To Sep 21	Sep 21 To Sep 22	Sep 22 To Sep 23	Sep 23 To Sep 24	Sep 24 To Sep 25
HL Growth Fund	N/A*	N/A*	7.0%	18.2%	13.3%
Comparator	17.1%	-10.2%	5.2%	13.8%	9.4%

The comparator is the IA Mixed Investment 40-85% Shares Sector.

*The HL Growth Fund launched on 15 December 2021. N/A means full year figures are unavailable.

Source: Lipper IM, to 30 September 2025.

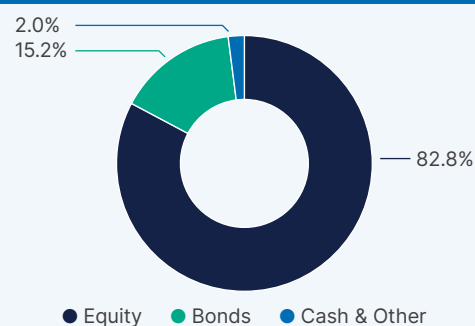
ASSET ALLOCATION – FUND LEVEL



Colour coding is for illustrative purposes only

Regional Exposure	% Holding
North America	57.0
Europe ex UK	12.8
UK	11.6
Emerging Markets	10.0
Japan	5.8
Asia Pac ex Japan	2.8
Other	0.0
Excluded	–

Asset Type Split



Top Ten Holdings	% Holding
L&G FW ESG Tilt & Opt Dex Idx	33.0
L&G FW ESG Tilt & Opt Nrth Am Idx	18.2
L&G Gbl Sml Cap Idx	11.0
L&G FW ESG Tilt & Opt UK Idx	8.5
L&G FW ESG Tilt & Opt EM Idx	7.7
L&G Gbl Corp Bond Scrnd Idx	7.4
L&G FW ESG Tilt & Opt Eur Ex UK Idx	3.7
L&G ESG Dev Mkt Gov Bnd Idx	2.0
L&G Gbl HY Bnd Scrnd Idx	2.0
L&G FW ESG Tilt & Opt Japan Idx	1.8

Equity Sectors	% of Equities
Information Technology	24.7
Financials	19.8
Health Care	10.8
Industrials	10.7
Consumer Discretionary	10.4
Communication Services	7.0
Consumer Staples	5.5
Materials	3.5
Real Estate	3.3
Energy	2.6
Utilities	1.8

Top Ten Stock Exposures	% Fund
Nvidia	4.5
Microsoft	3.2
Apple	3.0
Alphabet	1.4
Broadcom	1.3
Amazon	1.1
Meta	1.1
HSBC	0.9
JP Morgan	0.8
Tesla	0.8

Source: LGIM. May be subject to rounding error. Correct as at 30 September 2025.