

**PORTFOLIO OBJECTIVE**

Aims for modest growth with reduced risk, **though it can still fall in value.**

A more conservative portfolio diversified across a number of different investment areas, such as shares, bonds and total return funds, to reduce risk.

**Portfolio holdings (target %)**

HL Multi-Manager Balanced Managed	35
HL Multi-Manager Strategic Bond	35
HL Multi-Manager Equity & Bond	30

**Portfolio's top ten underlying holdings (%)**

Invesco Tactical Bond	7.2
Jupiter Strategic Bond	6.7
M&G Optimal Income	5.5
Royal London – Eric Holt	5.1
M&G Global Macro Bond	4.8
Artemis – Adrian Frost	4.6
Jupiter – Ben Whitmore	4.1
Man GLG Japan CoreAlpha	3.8
Pyrford Global Total Return	3.6
Troy Trojan	3.5

**THE INVESTMENT MANAGERS**



**DAVID SMITH**  
Fund Manager



**ROGER CLARK**  
Fund Manager



**RICHARD TROUE**  
Fund Manager

Investment research is a core part of our business. We believe exceptional fund managers are few and far between, but can be identified using a combination of rigorous statistical analysis and meetings.

**HOW DO WE SELECT INVESTMENTS?**

Our proprietary, in-house quantitative model looks at over 2,000 funds and allows us to see more than just past performance. It enables us to drill down and decipher why a fund is at the top (or bottom) of performance tables. A key way to judge a manager is to find out if they consistently add value with their stock selection. In other words, do they do better than we would expect when considering their investment style? That is one of the key things we look for when we evaluate managers.

**MORE THAN JUST NUMERICAL ANALYSIS**

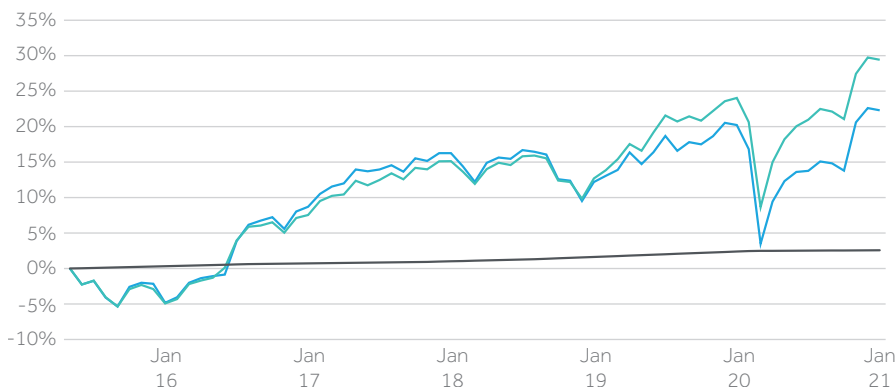
In addition to number crunching, we have unrivalled access to fund managers and conduct hundreds of meetings each year. These meetings explore the manager's philosophy, process, team and incentivisation, among other things. We do all this because we want our clients to have exposure only to the limited pool of exceptional talent available. Each fund goes through a rigorous selection process. We constantly monitor funds and regularly review sectors to ensure you're invested only in what we believe are the very best funds.

**PORTFOLIO UPDATE**

This portfolio has a holding in LF Equity Income (formerly the LF Woodford Equity Income Fund), in which dealing is currently suspended. This portfolio continues to trade as normal.

**Backtested, and since launch, performance**

● Portfolio **+22.3%** ● Benchmark **+29.4%** ● Cash\* **+2.6%**



\* Bank of England base rate net of basic rate tax until 5th April 2016, gross thereafter.

**ABOUT THE BENCHMARK**

The Investment Association (IA) is the UK fund industry's body. This portfolio uses a benchmark made up of three IA sectors to reflect the benchmark of the underlying Multi-Manager funds. The benchmark comprises 35% IA Mixed Investment 40-85% Shares, 35% IA GBP Strategic Bond and 30% IA Mixed Investment 20-60% Shares.

**Past performance is not a guide to future returns.**

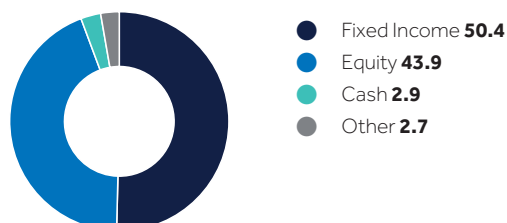
**Year on year performance (%)**

	Jan 16 – Jan 17	Jan 17 – Jan 18	Jan 18 – Jan 19	Jan 19 – Jan 20	Jan 20 – Jan 21	Since launch 03/06/15
Portfolio for Conservative Growth	14.2	7.0	-3.5	7.2	1.7	22.3
Benchmark	13.1	7.1	-2.1	10.1	4.3	29.4

**Past performance is not an indication of future returns.**

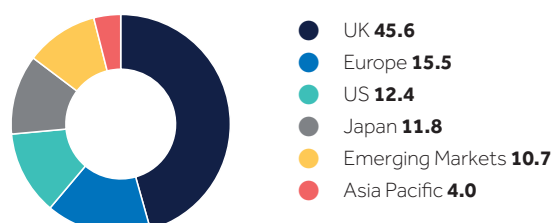
**SEE IMPORTANT INFORMATION >>**

Asset Allocation (%)



Please note figures may not add up to 100% due to rounding.

Geographical equity allocation (%)



MARKET REVIEW AND OUTLOOK

The successful development of several covid-19 vaccines boosted investor confidence in the three months to 31 January 2021. Most major stock markets rose significantly, with the UK leading the charge after agreeing a trade deal with the European Union. Asia, Europe and the emerging markets did well too. The US stock market was weaker in comparison, but still made money.

Global bond markets were more mixed. Higher-risk areas, such as emerging markets and high-yield bonds, delivered some of the best returns but sterling strength held back performance for UK-based investors. UK corporate bonds did well, but UK gilts and index-linked government bonds lost money.

One of the portfolio's best performers was the J O Hambro UK Equity Income fund, managed by Clive Beagles and James Lowen. It recovered strongly after being hit hard by the coronavirus crisis earlier in 2020. We continue to rate the managers and their team highly, and think the fund has further recovery potential, although there are no guarantees. In line with our process, we took profits from the portfolio's best performers, and reinvested them into weaker ones, including the more defensively positioned Pyrford Global Total Return fund.

Underlying holdings in focus



TROY – FRANCIS BROOKE

Francis Brooke invests with a more conservative mind-set than many of his peers that run UK equity income portfolios. He targets stable and more established businesses that may pay more reliable dividends. Capital preservation is key to his process, and the manager aims to limit volatility and losses in a falling market, though this means there could be less growth in a stock market rally. Brooke is a part-owner of the Troy business, and we think this shows he is aligned with investors' interests.



PYRFORD GLOBAL TOTAL RETURN

Tony Cousins and his team are conservative investors. They aim not to lose money over any 12-month period, whatever the stock market's doing. They also aim to deliver an inflation-beating return over the long term with relatively low volatility. To achieve this, they invest in government bonds, shares and cash. When their outlook is positive, they invest more in shares. When they're cautious they invest more in government bonds and cash. We think the fund can offer some shelter from swings in the stock market.



M&G UK INFLATION-LINKED CORPORATE BOND

This fund offers something different to most mainstream corporate and strategic bond funds. Ben Lord and his team aim to invest in inflation-linked corporate and government bonds to generate inflation-beating returns over the long term. Rising interest rates can negatively impact bond prices, so they use derivatives to try and reduce the fund's sensitivity to interest rate rises. The use of derivatives adds risk. The fund's invested differently to most bond funds and has the potential to perform well when others perform more poorly.

IMPORTANT INFORMATION

Factsheet correct as at 31/01/2020. All investments and any income from them can fall and rise in value so you may get back less than you invest. Neither income nor capital are guaranteed, unlike a bank or building society account. Investing is not recommended for less than 5 years. This portfolio may invest in funds with exposure to overseas markets, including emerging markets, and smaller

companies. The funds may also be able to use derivatives, and invest in a concentrated number of investments. Each of these factors adds risk. For more details please see the key investor information of the HL Multi-Manager Balanced Managed, Strategic Bond and Equity & Bond funds. This portfolio has an ongoing charge of 1.32% plus our platform charge of up to 0.45% per annum. Source for all figures: Lipper IM/Hargreaves

Lansdown, NAV-to-NAV pricing, net income reinvested. This factsheet is not a promotion of any funds profiled nor is it personal advice. For more information on these funds please see their key investor information on our website. The HL Multi-Manager funds are managed by our sister company Hargreaves Lansdown Fund Managers.

CG 01.21